

SEKONIC

INDUSTRIAL

Lorenzo E. Gasperini National Sales & Marketing Director | lorenzo.gasperini@sekonic.co.jp | W: 1-973-586-4267 | C: 1-973-970-4364

SEKONIC CORPORATION IMMEDIATE RELEASE

THE SPECTROMETER C-4000

THE DREAM TOOL FOR LIGHTING DESIGNERS

Tokyo, Japan – March 1st, 2025 – **Sekonic Corporation, Industrial Meter Division** announced today the launch of the new C-4000 SPECTROMETER, the first Sekonic Spectrometer exclusively engineered for lighting designers. Labeled the “Dream Tool,” the C-4000 forges an innovative design direction for the Sekonic family of Spectrometers. Scheduled for April 1st, 2025, to be available at local retailers and online vendors.

The Sekonic **SPECTROMETER C-4000** has been designed and engineered specifically for lighting designers, the heart of creativity and advanced lighting solutions. Combining Sekonic’s precision light-measuring performance with the flexibility and convenience of smartphone technology, the C-4000 leads in a new direction for Sekonic Spectrometers. Offering a compact, lightweight, sophisticated, and affordable solution for the lighting professional, the C-4000 is also a perfect tool for field technicians and installers. With its color touch screen, Bluetooth[®] enabled wireless communication, and compatibility with Apple[®] and Android[™] smartphone and tablet devices, the C-4000 provides the most flexibility for on-location data sharing than any other system on the market today. In its most basic function, the C-4000 is a standalone numeric display handheld Spectrometer. Wirelessly paired with the free **Sekonic LD App** and your smartphone or tablet device, it becomes a powerful tool for remote-control measurements and other convenient functions – all at your fingertips. Connected to the **SEKONIC LD Paid** version of the App and an extensive array of functions such as plot measurements will impress even today’s most demanding Lighting Designer.



C-4000 SPECTROMETER

With the SEKONIC LD App installed on your smart device, remote measurements are easily achieved via Bluetooth connection. Measurement data such as spectrum graphs, CRI, TM-30-18, CIE 1931 chromaticity coordinates (x, y), as well as plotted readings are displayed in full color with the high-quality resolution of your smart device. Stored measurement data, configuration settings, and functions can be reviewed and adjusted on your smart device. Data can be shared via screenshots, real-time generated reports, and images of onsite locations with GPS coordinates. The C-4000 offers a comprehensive package of measurement data, shared with offsite designers, engineers, technicians, and clients.



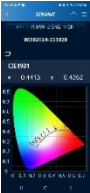
Three Meters Options in One

C-4000 Basic Meter	Standalone handheld meter with numerical display
C-4000 Basic Meter + Sekonic LD Free App	Wireless measurements, graphic display, imported memorized data all displayed via your smart device.
C-4000 Basic Meter + Sekonic LD Paid App	Everything the free App offers plus plot measurements on lighting layout, add images, notes, GPS locations, date/ time to each measurement, create reports in PDF and generate measured data in CSV and share data via your smart device.

SEKONIC

INDUSTRIAL

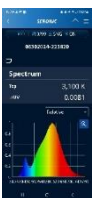
Lorenzo E. Gasperini National Sales & Marketing Director | lorenzo.gasperini@sekonic.co.jp | **W:** 1-973-586-4267 | **C:** 1-973-970-4364



CIE 1931 is a color space based on the tristimulus values that are mathematically derived from color measurements, representing red, blue and green light and theoretically represent the standard observer's eye. The values of CIE 1931 are denoted by x, y coordinates.



CRI The Color Rendering Index (CRI) is an index that measures the ability of a light source to reveal colors of objects in contrast to a natural light source, such as the sun. Ra is an average of eight out of the 15 CRI values, providing a general assessment of the light sources color capabilities.



Spectrum The Spectrum displays the spectral distribution of the measured light source in a graph with relative or absolute intensity against the wavelength. The graph can be viewed, printed and saved via the SEKONIC LD App.



TM-30-18 Published by IES (Illuminating Engineering Society), TM-30 is a color rendering index system that indicates how well a light source will reproduce a color accurately when it illuminates that object (as compared to a black body radiator – such as the sun).

Key Features:

- Measuring Color Temperature (TCP) from 1,600K to 40,000K
- Provides Light Quality information such as Ra, Δuv , Lux/fc, TM-30-18 (Rf, Rg), Chromaticity coordinates (x,y) and more
- Smartphone App ready
- Continuous/Single measurements
- USB-C connectivity for firmware updates via the Sekonic utility

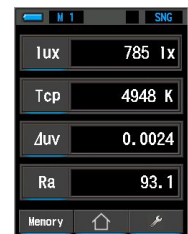
Simplified and Clear display screen information

The 2.7" color touch screen display offers an intuitive navigation through various features and modes. Its basic numeric feedback and selectable color and illumination measurements offer a quick and accurate analysis of the lighting scenario.

Compact, portable and ergonomic design



Responding to a growing need for a smaller and more ergonomic designed meter, the C-4000 fits comfortably in the palm of your hand. Measuring 5.5" (140 mm) x 2.4" (62mm), and weighing 140 grams (without batteries), it is perfect for handheld or pole mounted measurements. Both the measuring and memory buttons are positioned in a natural configuration to complement handheld comfort.



SEKONIC LD Free App

The real magic happens when the C-4000 is connected to the Sekonic LD Free App. Utilizing Bluetooth connectivity along with smartphone or tablet compatible (Apple® or Android™), remote-control measurements are transferred to your smart device. View graphs of measurements, import stored data, configure settings and View CIE 1931, Spectrum, CRI and TM-30-18 color rendering properties.



SEKONIC INDUSTRIAL

Lorenzo E. Gasperini National Sales & Marketing Director | lorenzo.gasperini@sekonic.co.jp | **W:** 1-973-586-4267 | **C:** 1-973-970-4364

SEKONIC LD PAID App

With the Sekonic LD upgraded PAID version of the App, a variety of features and functions are available at your fingertips, providing a smooth and convenient workflow. From a quick and easy measure and record process to sharable measurement reports on the fly, the Sekonic LD upgrade App compatible with Apple® or Android™ smartphones or tablets offers the perfect extension to your C-4000 Spectrometer experience.



Import drawings/photos and create titles

Capture drawings or photos of the on-location site for evaluation with your smartphone, create titles with notes of the details, and save them.



Plot the measured value directly on the drawing or image

Measured values can easily be positioned directly on the imported image (up to 999). Selectable units of display for each measurement point can be lx, K (Kelvin), Δuv , Ra, Rf/Rg, x,y.



GPS coordinates to recall measurement location

Measurements can be stored with linked GPS coordinates for easy recall or onsite location. Included along with other critical information in the location report.



App Ready Report

Create PDF or CSV reports within the SEKONIC LD App. The report includes GPS location, location image or captured drawing with plotted values, CSV detailed measurement data, and Spectrum, CRI, TM-30-18, and CIE 1931 graphs for each measurement plotted light source.



Add note/image references in real time

Special lighting situations that occur and require detailed notes and images can be created during the measurement process. Images can be taken on the spot, or saved images can be linked.



Share data from the SEKONIC LD App via your smart device

Quickly and easily share reports and measurement data with notes and images on location via your smartphone or tablet.

During a recent interview, Mr. Lorenzo Gasperini (National Sales & Marketing Director – Sekonic Industrial Division- USA) stated that “The new C-4000 SPECTROMETER is a significant game changer in the world of lighting design. With its perfect blend of technology and affordability, which addresses the needs of lighting designers in an impressive configuration, the C-4000 is a breakthrough addition to the popular C-7000 SPECTROMETER and the future range of SEKONIC industrial Spectrometers. Its unique flexibility with smart devices compatibility strengthens Sekonic's position in the industrial lighting marketplace.

For more information Contact: **Lorenzo E. Gasperini**
National Sales & Marketing Director

To learn more about the SPECTROMETER C-4000 or other industrial measurement instruments, visit us at www.sekonicindustrial.com